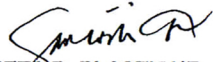


PHILIPPINE HEART CENTER
 Details of Quantified Free Services and Discounts
 FY 2018 to FY 2020
 (In Thousand Pesos)

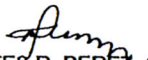
PARTICULARS	FY 2018 Actual			FY 2019 Actual			Increase/Decrease in %	FY 2020 Estimate			Increase/Decrease in %
	Number		Amount	Number		Amount		Number		Amount	
	In Patient	Out Patient		In Patient	Out Patient			In Patient	Out Patient		
Quantified Free Services (QFS)											
In Patient	2,954		926,293	3,108		1,205,331	30.12%	2,140		829,874	(31.15%)
Out Patient		78,649	120,768		83,023	136,485	13.01%		57,161	93,970	(31.15%)
PHC Employees	160	3,545	23,718	185	4,376	36,987	55.94%	127	3,013	25,466	(31.15%)
Research Projects	47 research projects		396	21 research projects		4,755		218 research projects		20,000	
Sub total			1,071,175			1,383,558	29.16%			969,310	(29.94%)
Discounts											
Government Employees	1,028	5,759	41,533	943	6,255	38,153	(8.14%)	701	4,649	28,356	(25.678%)
Package Deals	374	654	3,040	293	510	1,223	(59.77%)	218	379	909	(25.678%)
Surgical Package Deals	595	0	45,253	807	0	77,379	70.99%	600	0	57,510	(25.678%)
Discretionary	138	1	3,180	118	2	2,759	(13.24%)	88	1	2,051	(25.678%)
Senior Citizens	5,737	59,385	257,651	5,703	82,131	282,195	9.53%	4,239	61,041	209,734	(25.678%)
Persons with Disability	1,087	13,631	65,663	1,229	21,047	80,921	23.24%	913	15,643	60,142	(25.678%)
Sub total			416,320			482,630	15.93%			358,701	(25.678%)
TOTAL QFS and DISCOUNTS			1,487,495			1,866,188	25.46%			1,328,011	(28.84%)

Prepared by:



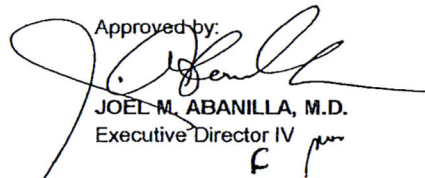
JULIETA D. BLASTIQUE
 Budget Officer IV

Certified Correct:



MARITES R. PEREZ, CPA
 Acting Chief Admin Officer, Budget Division

Approved by:



JOEL M. ABANILLA, M.D.
 Executive Director IV

Quantified Free Services (QFS) – are services delivered to indigent patients afflicted with heart and allied diseases which maybe partially or fully free of charge.

Assumptions:

1. The projected number of charity patients is computed based on the same rate of increase/decrease in the amount.
2. Discounts is projected at -25.678% in FY 2020 due to COVID-19 pandemic
 The number of patients will increase/decrease in the same rate of increase/decrease in the amount