

MONTHLY REPORT OF DISBURSEMENTS
 For the month of January 2024
 (In Thousand Pesos)

Department : Department of Health
 Agency : Philippine Heart Center
 Operating Unit :
 Organization Code (UACS) : 350290000000
 Funding Source Code (as clustered):
 (e.g. Old Fund Code: 101,102, 151)

| PARTICULARS | CURRENT YEAR BUDGET | | | | | PRIOR YEAR'S BUDGET | | | | | | | | | | | SUB-TOTAL | TRUST LIABILITIES | | | | GRAND TOTAL | | | | | Remarks | |
|--|---------------------|---------|----------|----|-------------|-------------------------------|------|----------|----|---------------|---------------------------------|------|----------|----|------------------|------------|-----------|-------------------|------|----|---------------|-------------|---------|----------|----|------------------|---------|-------|
| | PS | MOOE | Fin. Exp | CO | TOTAL | PRIOR YEAR'S ACCOUNTS PAYABLE | | | | | CURRENT YEAR'S ACCOUNTS PAYABLE | | | | | TOTAL | | PS | MOOE | CO | TOTAL | PS | MOOE | Fin. Exp | CO | TOTAL | | |
| | | | | | | PS | MOOE | Fin. Exp | CO | Sub-Total | PS | MOOE | Fin. Exp | CO | Sub-Total | | | | | | | | | | | | | TOTAL |
| 1 | 2 | 3 | 4 | 5 | 6=(2+3+4+5) | 7 | 8 | 9 | 10 | 11=(7+8+9+10) | 12 | 13 | 14 | 15 | 16=(12+13+14+15) | 17=(11+16) | 18=(6+17) | 19 | 20 | 21 | 22=(19+20+21) | 23 | 24 | 25 | 26 | 27=(23+24+25+26) | 28 | |
| CASH DISBURSEMENTS Notice of Cash Allocation (NCA) MDS Checks Issued Advice to Debit Account Tax Remittance Advices Issued Cash Disbursement Ceiling Non-Cash Availment Authority Others (CDT, Docs Stamp, etc.) | | 151,735 | | | 151,735 | | | | | | | | | | | | 151,735 | | | | | | 151,735 | | | | | |

SUMMARY:


| | Previous Month | This month (January) | As of January 2024 | | Previous Month | This month (January) | As of January 2024 |
|---|----------------|----------------------|--------------------|------------------------------|----------------|----------------------|--------------------|
| Total Disbursement Authorities Received | | | | Total Disbursements Program | - | 151,735 | 151,735 |
| NCA | 0 | 151,735 | 151,735 | Less: * Actual Disbursements | - | 151,735 | 151,735 |
| Working Fund | | | | (Over)/Under spending | - | - | - |
| TRA | | | | | | | |
| CDC | | | | | | | |
| NCAA | | | | | | | |
| Others (CDT, BTr Docs Stamp, etc.) | | | | | | | |
| Less: Notice of Transfer Allocations (NTA)* issued | | | | | | | |
| Total Disbursements Authorities Available | 0 | 151,735 | 151,735 | | | | |
| Less: Lapsed NCA Disbursements * | | | | | | | |
| Balance of Disbursements Authorities as of to date | | | | | | | |


Notes: The use of NTA is discouraged
 * Amounts should tally


Certified Correct:

Certified Correct:

Approved By:


 ISAH O. MARTICIO, CPA
 Acting Chief, Budget Division
 Date: February 05, 2024


 GERALD A. RABE, CPA
 Chief, Accounting Division
 Date: February 05, 2024


 JOEL M. ABANILLA, M.D.
 Executive Director IV
 Date: February 05, 2024