

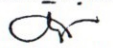
STATEMENT OF APPROPRIATIONS, ALLOTMENTS, OBLIGATIONS, DISBURSEMENTS AND BALANCES
As of the Quarter Ending June 30, 2023


Department : BUDGETARY SUPPORT TO GOVERNMENT CORPORATIONS
 Agency : PHILIPPINE HEART CENTER
 Operating Unit :
 Organization Code (UACS) : 35 029 0000000
 Fund Cluster : 01 Regular Agency Fund
 (e.g. UACS Fund Cluster:01-Regular Agency Fund, 02-Foreign Assisted Projects Fund, 03-Special Account-Locally Funded/Domestic Grants Fund, and 04-Special Account-Foreign Assisted/Foreign Grants Fund)


x	Current Year Appropriations
	Supplemental Appropriations
	Continuing Appropriations


Particulars	UACS CODE	Appropriations			Allotments					Current Year Obligations					Current Year Disbursements					Balances			
		Authorized Appropriation	Adjustments (Transfer To)/From Modification/ Augmentations	Adjusted Appropriations	Allotments Received	Adjustments (Reductions, Modifications/ Augmentations)	Transfer To	Transfer From	Adjusted Allotments	1st Quarter Ending Mar 31	2nd Quarter Ending June 30	3rd Quarter Ending Sept. 30	4th Quarter Ending Dec. 31	Total	1st Quarter Ending Mar 31	2nd Quarter Ending June 30	3rd Quarter Ending Sept. 30	4th Quarter Ending Dec. 31	Total	Unreleased Appropriations	Unobligated Allotment	Unpaid Obligations (15-20) = (23+24)	
																						Due and Demandable	Not Yet Due and Demandable
1	2	3	4	5=(3+4)	6	7	8	9	10=[(6+(-7)-8)+9]	11	12	13	14	15=(11+12+13+14)	16	17	18	19	20=(16+17+18+19)	21	22	23	24
1 Agency Specific Budget		2,136,827,000	0.00	2,136,827,000	2,136,827,000	0.00	0.00	0.00	2,136,827,000	441,707,000	626,707,000	0.00	0.00	1,068,414,000	441,707,000	441,707,000	0.00	0.00	883,414,000	0.00	1,068,413,000	0.00	185,000,000
Operations	3000000000	2,136,827,000	0.00	2,136,827,000	2,136,827,000	0.00	0.00	0.00	2,136,827,000	441,707,000	626,707,000	0.00	0.00	1,068,414,000	441,707,000	441,707,000	0.00	0.00	883,414,000	0.00	1,068,413,000	0.00	185,000,000
OO: Access to quality and affordable cardiovascular services assured		2,136,827,000	0.00	2,136,827,000	2,136,827,000	0.00	0.00	0.00	2,136,827,000	441,707,000	626,707,000	0.00	0.00	1,068,414,000	441,707,000	441,707,000	0.00	0.00	883,414,000	0.00	1,068,413,000	0.00	185,000,000
HOSPITAL SERVICE PROGRAM		2,136,827,000	0.00	2,136,827,000	2,136,827,000	0.00	0.00	0.00	2,136,827,000	441,707,000	626,707,000	0.00	0.00	1,068,414,000	441,707,000	441,707,000	0.00	0.00	883,414,000	0.00	1,068,413,000	0.00	185,000,000
Assistance to indigent patients	3101001000	2,136,827,000	0.00	2,136,827,000	2,136,827,000	0.00	0.00	0.00	2,136,827,000	441,707,000	626,707,000	0.00	0.00	1,068,414,000	441,707,000	441,707,000	0.00	0.00	883,414,000	0.00	1,068,413,000	0.00	185,000,000
MOOE		2,136,827,000	0.00	2,136,827,000	2,136,827,000	0.00	0.00	0.00	2,136,827,000	441,707,000	626,707,000	0.00	0.00	1,068,414,000	441,707,000	441,707,000	0.00	0.00	883,414,000	0.00	1,068,413,000	0.00	185,000,000
Sub-total, Operations		2,136,827,000	0.00	2,136,827,000	2,136,827,000	0.00	0.00	0.00	2,136,827,000	441,707,000	626,707,000	0.00	0.00	1,068,414,000	441,707,000	441,707,000	0.00	0.00	883,414,000	0.00	1,068,413,000	0.00	185,000,000
PS		0.00	0.00	0.00	0.00	0.00	0.00	0.00	0.00	0.00	0.00	0.00	0.00	0.00	0.00	0.00	0.00	0.00	0.00	0.00	0.00	0.00	0.00
MOOE		2,136,827,000	0.00	2,136,827,000	2,136,827,000	0.00	0.00	0.00	2,136,827,000	441,707,000	626,707,000	0.00	0.00	1,068,414,000	441,707,000	441,707,000	0.00	0.00	883,414,000	0.00	1,068,413,000	0.00	185,000,000
FinEx (If Applicable)		0.00	0.00	0.00	0.00	0.00	0.00	0.00	0.00	0.00	0.00	0.00	0.00	0.00	0.00	0.00	0.00	0.00	0.00	0.00	0.00	0.00	0.00
CO		0.00	0.00	0.00	0.00	0.00	0.00	0.00	0.00	0.00	0.00	0.00	0.00	0.00	0.00	0.00	0.00	0.00	0.00	0.00	0.00	0.00	0.00
Sub-total, 1. Agency Specific Budget		2,136,827,000	0.00	2,136,827,000	2,136,827,000	0.00	0.00	0.00	2,136,827,000	441,707,000	626,707,000	0.00	0.00	1,068,414,000	441,707,000	441,707,000	0.00	0.00	883,414,000	0.00	1,068,413,000	0.00	185,000,000
PS		0.00	0.00	0.00	0.00	0.00	0.00	0.00	0.00	0.00	0.00	0.00	0.00	0.00	0.00	0.00	0.00	0.00	0.00	0.00	0.00	0.00	0.00
MOOE		2,136,827,000	0.00	2,136,827,000	2,136,827,000	0.00	0.00	0.00	2,136,827,000	441,707,000	626,707,000	0.00	0.00	1,068,414,000	441,707,000	441,707,000	0.00	0.00	883,414,000	0.00	1,068,413,000	0.00	185,000,000
FinEx (If Applicable)		0.00	0.00	0.00	0.00	0.00	0.00	0.00	0.00	0.00	0.00	0.00	0.00	0.00	0.00	0.00	0.00	0.00	0.00	0.00	0.00	0.00	0.00
CO		0.00	0.00	0.00	0.00	0.00	0.00	0.00	0.00	0.00	0.00	0.00	0.00	0.00	0.00	0.00	0.00	0.00	0.00	0.00	0.00	0.00	0.00
IV. Reversion of the Unobligated Allotments charged against R.A. Nos. 11465 and 11494		0.00	0.00	0.00	0.00	0.00	0.00	0.00	0.00	0.00	0.00	0.00	0.00	0.00	0.00	0.00	0.00	0.00	0.00	0.00	0.00	0.00	0.00
GRAND TOTAL		2,136,827,000	0.00	2,136,827,000	2,136,827,000	0.00	0.00	0.00	2,136,827,000	441,707,000	626,707,000	0.00	0.00	1,068,414,000	441,707,000	441,707,000	0.00	0.00	883,414,000	0.00	1,068,413,000	0.00	185,000,000
MOOE		2,136,827,000	0.00	2,136,827,000	2,136,827,000	0.00	0.00	0.00	2,136,827,000	441,707,000	626,707,000	0.00	0.00	1,068,414,000	441,707,000	441,707,000	0.00	0.00	883,414,000	0.00	1,068,413,000	0.00	185,000,000

Recapitulation by OO:																							
1. Agency Specific Budget		2,136,827,000	0.00	2,136,827,000	2,136,827,000	0.00	0.00	0.00	2,136,827,000	441,707,000	626,707,000	0.00	0.00	1,068,414,000	441,707,000	441,707,000	0.00	0.00	883,414,000	0.00	1,068,413,000	0.00	185,000,000
HOSPITAL SERVICES PROGRAM		2,136,827,000	0.00	2,136,827,000	2,136,827,000	0.00	0.00	0.00	2,136,827,000	441,707,000	626,707,000	0.00	0.00	1,068,414,000	441,707,000	441,707,000	0.00	0.00	883,414,000	0.00	1,068,413,000	0.00	185,000,000

Certified Correct:

ISAH O. MARTICIO, CPA
 Budget Officer
 Date: 2023-07-04

Certified Correct:

GERALD A. CABE, CPA
 Chief Accountant
 Date: 2023-07-04

Recommending Approval:

MA. NERISSA A. REMOJO, CPA
 Department Manager III, Finance Services
 Date: 2023-07-04

Approved By:

JOEL M. ABANILLA, M.D.
 Executive Director IV
 Date: 2023-07-04