



STATEMENT OF APPROPRIATIONS, ALLOTMENTS, OBLIGATIONS, DISBURSEMENTS AND BALANCES  
As of the Quarter Ending March 31, 2023


Department : BUDGETARY SUPPORT TO GOVERNMENT CORPORATIONS  
 Agency : PHILIPPINE HEART CENTER  
 Operating Unit :  
 Organization Code (UACS) : 35 029 0000000  
 Fund Cluster : 01 Regular Agency Fund  
 (e.g. UACS Fund Cluster:01-Regular Agency Fund, 02-Foreign Assisted Projects Fund, 03-Special Account-Locally Funded/Domestic Grants Fund, and 04-Special Account-Foreign Assisted/Foreign Grants Fund)


|   |                             |
|---|-----------------------------|
| x | Current Year Appropriations |
|   | Supplemental Appropriations |
|   | Continuing Appropriations   |

| Particulars   | UACS CODE  | Appropriations           |  |                         | Allotments          |   |             | Current Year Obligations |                     |                           |                            |                             | Current Year Disbursements |                  |                           |                            |                             | Balances                   |                  |                           |                       |                                      |                            |
|---|------------|--------------------------|--|-------------------------|---------------------|---|-------------|--------------------------|---------------------|---------------------------|----------------------------|-----------------------------|----------------------------|------------------|---------------------------|----------------------------|-----------------------------|----------------------------|------------------|---------------------------|-----------------------|--------------------------------------|----------------------------|
|   |            | Authorized Appropriation | Adjustments (Transfer To)/From Modifications/Augmentations | Adjusted Appropriations | Allotments Received | Adjustments (Reductions/ Modifications/Augmentations) | Transfer To | Transfer From            | Adjusted Allotments | 1st Quarter Ending Mar 31 | 2nd Quarter Ending June 30 | 3rd Quarter Ending Sept. 30 | 4th Quarter Ending Dec. 31 | Total            | 1st Quarter Ending Mar 31 | 2nd Quarter Ending June 30 | 3rd Quarter Ending Sept. 30 | 4th Quarter Ending Dec. 31 | Total            | Unreleased Appropriations | Unobligated Allotment | Unpaid Obligations (15-20) = (23+24) |                            |
|   |            |                          |  |                         |                     |   |             |                          |                     |                           |                            |                             |                            |                  |                           |                            |                             |                            |                  |                           |                       | Due and Demandable                   | Not Yet Due and Demandable |
|   |            | 3                        | 4  | 5=(3+4)                 | 6                   | 7   | 8           | 9                        | 10=[(0+(-7) -0+9)]  | 11                        | 12                         | 13                          | 14                         | 15=(11+12+13+14) | 16                        | 17                         | 18                          | 19                         | 20=(16+17+18+19) | 21                        | 22                    | 23                                   | 24                         |
| 1 Agency Specific Budget  |            | 2,136,827,000            | 0.00   | 2,136,827,000           | 2,136,827,000       | 0.00  | 0.00        | 0.00                     | 2,136,827,000       | 441,707,000               | 0.00                       | 0.00                        | 0.00                       | 441,707,000      | 441,707,000               | 0.00                       | 0.00                        | 0.00                       | 441,707,000      | 0.00                      | 1,695,120,000         | 0.00                                 | 0.00                       |
| Operations  | 3000000000 | 2,136,827,000            | 0.00   | 2,136,827,000           | 2,136,827,000       | 0.00  | 0.00        | 0.00                     | 2,136,827,000       | 441,707,000               | 0.00                       | 0.00                        | 0.00                       | 441,707,000      | 441,707,000               | 0.00                       | 0.00                        | 0.00                       | 441,707,000      | 0.00                      | 1,695,120,000         | 0.00                                 | 0.00                       |
| OC: Access to quality and affordable cardiovascular services insured                |            | 2,136,827,000            | 0.00   | 2,136,827,000           | 2,136,827,000       | 0.00  | 0.00        | 0.00                     | 2,136,827,000       | 441,707,000               | 0.00                       | 0.00                        | 0.00                       | 441,707,000      | 441,707,000               | 0.00                       | 0.00                        | 0.00                       | 441,707,000      | 0.00                      | 1,695,120,000         | 0.00                                 | 0.00                       |
| HOSPITAL SERVICE PROGRAM  |            | 2,136,827,000            | 0.00   | 2,136,827,000           | 2,136,827,000       | 0.00  | 0.00        | 0.00                     | 2,136,827,000       | 441,707,000               | 0.00                       | 0.00                        | 0.00                       | 441,707,000      | 441,707,000               | 0.00                       | 0.00                        | 0.00                       | 441,707,000      | 0.00                      | 1,695,120,000         | 0.00                                 | 0.00                       |
| Assistance to indigent patients   | 3101001000 | 2,136,827,000            | 0.00   | 2,136,827,000           | 2,136,827,000       | 0.00  | 0.00        | 0.00                     | 2,136,827,000       | 441,707,000               | 0.00                       | 0.00                        | 0.00                       | 441,707,000      | 441,707,000               | 0.00                       | 0.00                        | 0.00                       | 441,707,000      | 0.00                      | 1,695,120,000         | 0.00                                 | 0.00                       |
| MOOE  |            | 2,136,827,000            | 0.00   | 2,136,827,000           | 2,136,827,000       | 0.00  | 0.00        | 0.00                     | 2,136,827,000       | 441,707,000               | 0.00                       | 0.00                        | 0.00                       | 441,707,000      | 441,707,000               | 0.00                       | 0.00                        | 0.00                       | 441,707,000      | 0.00                      | 1,695,120,000         | 0.00                                 | 0.00                       |
| Sub-total, Operations   |            | 2,136,827,000            | 0.00   | 2,136,827,000           | 2,136,827,000       | 0.00  | 0.00        | 0.00                     | 2,136,827,000       | 441,707,000               | 0.00                       | 0.00                        | 0.00                       | 441,707,000      | 441,707,000               | 0.00                       | 0.00                        | 0.00                       | 441,707,000      | 0.00                      | 1,695,120,000         | 0.00                                 | 0.00                       |
| PS  |            | 0.00                     | 0.00   | 0.00                    | 0.00                | 0.00  | 0.00        | 0.00                     | 0.00                | 0.00                      | 0.00                       | 0.00                        | 0.00                       | 0.00             | 0.00                      | 0.00                       | 0.00                        | 0.00                       | 0.00             | 0.00                      | 0.00                  | 0.00                                 | 0.00                       |
| MOOE  |            | 2,136,827,000            | 0.00   | 2,136,827,000           | 2,136,827,000       | 0.00  | 0.00        | 0.00                     | 2,136,827,000       | 441,707,000               | 0.00                       | 0.00                        | 0.00                       | 441,707,000      | 441,707,000               | 0.00                       | 0.00                        | 0.00                       | 441,707,000      | 0.00                      | 1,695,120,000         | 0.00                                 | 0.00                       |
| FinEx (If Applicable)   |            | 0.00                     | 0.00   | 0.00                    | 0.00                | 0.00  | 0.00        | 0.00                     | 0.00                | 0.00                      | 0.00                       | 0.00                        | 0.00                       | 0.00             | 0.00                      | 0.00                       | 0.00                        | 0.00                       | 0.00             | 0.00                      | 0.00                  | 0.00                                 | 0.00                       |
| CO  |            | 0.00                     | 0.00   | 0.00                    | 0.00                | 0.00  | 0.00        | 0.00                     | 0.00                | 0.00                      | 0.00                       | 0.00                        | 0.00                       | 0.00             | 0.00                      | 0.00                       | 0.00                        | 0.00                       | 0.00             | 0.00                      | 0.00                  | 0.00                                 | 0.00                       |
| Sub-total, 1. Agency Specific Budget  |            | 2,136,827,000            | 0.00   | 2,136,827,000           | 2,136,827,000       | 0.00  | 0.00        | 0.00                     | 2,136,827,000       | 441,707,000               | 0.00                       | 0.00                        | 0.00                       | 441,707,000      | 441,707,000               | 0.00                       | 0.00                        | 0.00                       | 441,707,000      | 0.00                      | 1,695,120,000         | 0.00                                 | 0.00                       |
| PS  |            | 0.00                     | 0.00   | 0.00                    | 0.00                | 0.00  | 0.00        | 0.00                     | 0.00                | 0.00                      | 0.00                       | 0.00                        | 0.00                       | 0.00             | 0.00                      | 0.00                       | 0.00                        | 0.00                       | 0.00             | 0.00                      | 0.00                  | 0.00                                 | 0.00                       |
| MOOE  |            | 2,136,827,000            | 0.00   | 2,136,827,000           | 2,136,827,000       | 0.00  | 0.00        | 0.00                     | 2,136,827,000       | 441,707,000               | 0.00                       | 0.00                        | 0.00                       | 441,707,000      | 441,707,000               | 0.00                       | 0.00                        | 0.00                       | 441,707,000      | 0.00                      | 1,695,120,000         | 0.00                                 | 0.00                       |
| FinEx (If Applicable)   |            | 0.00                     | 0.00   | 0.00                    | 0.00                | 0.00  | 0.00        | 0.00                     | 0.00                | 0.00                      | 0.00                       | 0.00                        | 0.00                       | 0.00             | 0.00                      | 0.00                       | 0.00                        | 0.00                       | 0.00             | 0.00                      | 0.00                  | 0.00                                 | 0.00                       |
| CO  |            | 0.00                     | 0.00   | 0.00                    | 0.00                | 0.00  | 0.00        | 0.00                     | 0.00                | 0.00                      | 0.00                       | 0.00                        | 0.00                       | 0.00             | 0.00                      | 0.00                       | 0.00                        | 0.00                       | 0.00             | 0.00                      | 0.00                  | 0.00                                 | 0.00                       |
| IV. Reversion of the Unobligated Allotments charged against RA Nos. 11405 and 11494 |            | 0.00                     | 0.00   | 0.00                    | 0.00                | 0.00  | 0.00        | 0.00                     | 0.00                | 0.00                      | 0.00                       | 0.00                        | 0.00                       | 0.00             | 0.00                      | 0.00                       | 0.00                        | 0.00                       | 0.00             | 0.00                      | 0.00                  | 0.00                                 | 0.00                       |
| GRAND TOTAL   |            | 2,136,827,000            | 0.00   | 2,136,827,000           | 2,136,827,000       | 0.00  | 0.00        | 0.00                     | 2,136,827,000       | 441,707,000               | 0.00                       | 0.00                        | 0.00                       | 441,707,000      | 441,707,000               | 0.00                       | 0.00                        | 0.00                       | 441,707,000      | 0.00                      | 1,695,120,000         | 0.00                                 | 0.00                       |
| MOOE  |            | 2,136,827,000            | 0.00   | 2,136,827,000           | 2,136,827,000       | 0.00  | 0.00        | 0.00                     | 2,136,827,000       | 441,707,000               | 0.00                       | 0.00                        | 0.00                       | 441,707,000      | 441,707,000               | 0.00                       | 0.00                        | 0.00                       | 441,707,000      | 0.00                      | 1,695,120,000         | 0.00                                 | 0.00                       |
| Recapitulation by OD:   |            |                          |  |                         |                     |   |             |                          |                     |                           |                            |                             |                            |                  |                           |                            |                             |                            |                  |                           |                       |                                      |                            |
| 1. Agency Specific Budget   |            | 2,136,827,000            | 0.00   | 2,136,827,000           | 2,136,827,000       | 0.00  | 0.00        | 0.00                     | 2,136,827,000       | 441,707,000               | 0.00                       | 0.00                        | 0.00                       | 441,707,000      | 441,707,000               | 0.00                       | 0.00                        | 0.00                       | 441,707,000      | 0.00                      | 1,695,120,000         | 0.00                                 | 0.00                       |
| HOSPITAL SERVICES PROGRAM   |            | 2,136,827,000            | 0.00   | 2,136,827,000           | 2,136,827,000       | 0.00  | 0.00        | 0.00                     | 2,136,827,000       | 441,707,000               | 0.00                       | 0.00                        | 0.00                       | 441,707,000      | 441,707,000               | 0.00                       | 0.00                        | 0.00                       | 441,707,000      | 0.00                      | 1,695,120,000         | 0.00                                 | 0.00                       |

**Certified Correct:**  
  
 ISA O. MARTICIO, CPA  
 Budget Officer  
 Date: 2023-04-24

**Certified Correct:**  
  
 GERALD M. NABE, CPA  
 Chief Accountant  
 Date: 2023-04-24

**Recommending Approval:**  
  
 MA. NERISSA A. REMOJO, CPA  
 Department Manager III, Finance Services  
 Date: 2023-04-24

**Approved By:**  
  
 JOEL M. ABANILLA, M.D.  
 Executive Director IV  
 Date: 2023-04-24