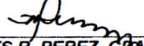



SUMMARY OF APPROPRIATIONS, ALLOTMENTS, OBLIGATIONS, DISBURSEMENTS AND BALANCES BY OBJECT OF EXPENDITURES
As of the Quarter Ending June 30, 2020
 (In Thousand Pesos)


Department : DEPARTMENT OF HEALTH
 Agency : PHILIPPINE HEART CENTER
 Operating Unit :
 Organization Code (UACS) : 350290000000
 Funding Source Code (as clustered) :
 (e.g. Old Fund Code: 101,102, 151)


	Current Year Appropriations
	Supplemental Appropriations
	Continuing Appropriations

Particulars	UACS CODE	Appropriations			Allotments					Current Year Obligations					Current Year Disbursements					Balances																									
		Authorized Appropriation	Adjustments (Transfer (To)/From, Realignment)	Adjusted Appropriations	Allotments Received	Adjustments (Withdrawal, Realignment)	Transfer To	Transfer From	Adjusted Total Allotments	1st Quarter Ending March 31	2nd Quarter Ending June 30	3rd Quarter Ending Sept. 30	4th Quarter Ending Dec. 31	Total	1st Quarter Ending March 31	2nd Quarter Ending June 30	3rd Quarter Ending Sept. 30	4th Quarter Ending Dec. 31	Total	Unreleased Appropriations	Unobligated Allotment	Unpaid Obligations (15-20) = (23+24)																							
																						Due and Demandable	Not Yet Due and Demandable																						
1	2	3	4	5=(3+4)	6	7	8	9	10=[(6+(-)7)-8+9]	11	12	13	14	15=(11+12+13+14)	16	17	18	19	20=(16+17+18+19)	21=(5-10)	22=(10-15)	23	24																						
A. Regular Appropriations																																													
I. General Administration and Support																																													
II. Operations																																													
MFO 1. Hospital Services																																													
Indigency Program		1,416,023		1,416,023	708,012				708,012	354,006	354,006			708,012	354,006	354,006			708,012	708,011	0																								
Capital Outlay (CO)		8,000		8,000							0					0			0	8,000	0																								
Congressional Initiative		8,000		8,000							0					0			0	8,000	0																								
Balance from FY 2019 GAA - CO		7,000		7,000							0					0			0	7,000	0																								
Balance from FY 2016 GAA - CO		50,865		50,865							0					0			0	50,865	0																								
Balance from FY 2014 GAA - CO		305		305							0					0			0	305	0																								
GRAND TOTAL		1,490,193	0	1,490,193	708,012		0	0	708,012	354,006	354,006	0	0	708,012	354,006	354,006	0	0	708,012	782,181	0	0	0	0																					

Certified Correct:

MARITES R. PEREZ, CPA
 Acting Chief Admin Officer, Budget Division
 Date: September 17, 2020

Certified Correct:

GERALD A. RABE, CPA
 Acting Chief Accounting Division
 Date: September 17, 2020

Recommending Approval:

MA. NERISSA A. REMOJO, CPA
 Acting Department Manager III, Finance Services
 Date: September 17, 2020

Approved By:

JOEL M. ABANILLA, MD
 Executive Director IV
 Date: September 17, 2020